



Maidstone Education Tax Rates 2026

Non-Homestead Education Tax Rate

State Rate

divided by
CLA/SA

Homestead Education Tax Rate

School District Budget

divided by

Student Count (LTW ADM)

divided by

Homestead Yield

divided by

CLA/SA



Variables

Maidstone's CLA (Common Level of Appraisal)

2024	113.45
2025	104.05
2026	84.05

a declining CLA adversely affects the Education Tax Rates


NEK School Choice School District Budget

2024	\$	6,531,757
2025	\$	7,629,243
2026	\$	7,474,091

Homestead Education Tax Rate

2026 Projection 1 - Rate Based on Dec 1 Letter


			% Change	Tax on	\$ Change
			Over	\$100,000	Over
			Prior Years	Valuation	Prior Years
Actual	2024	1.1070		\$1,107.00	
Actual	2025	1.1451	3.4%	\$1,145.10	\$38.10
Projection 1	2026	1.2045	5.2%	\$1,204.50	\$59.40



Homestead Education Tax Rate

2026 Projection 2 – Governor’s Proposal on January 23, 2026


			% Change	Tax on	\$ Change
			Over	\$100,000	Over
			Prior Years	Valuation	Prior Years
Actual	2024	1.1070		\$1,107.00	
Actual	2025	1.1451	3.4%	\$1,145.10	\$38.10
Projection 1	2026	1.2045	5.2%	\$1,204.50	\$59.40
Projection 2	2026	1.1372	-0.7%	\$1,137.20	-\$7.90



Homestead Education Tax Rate

2026 Projection 3 – House Ways and Means, March 19, 2026

			% Change	Tax on	\$ Change
			Over	\$100,000	Over
			Prior Years	Valuation	Prior Years
Actual	2024	1.1070		\$1,107.00	
Actual	2025	1.1451	3.4%	\$1,145.10	\$38.10
Projection 1	2026	1.2045	5.2%	\$1,204.50	\$59.40
Projection 2	2026	1.1372	-0.7%	\$1,137.20	-\$7.90
Projection 3	2026	1.1624	1.5%	\$1,162.40	\$17.30



Homestead Education Tax Rate

2026 Projection 4 – Senate Finance Committee, April 24, 2026

			% Change	Tax on	\$ Change
			Over	\$100,000	Over
			Prior Years	Valuation	Prior Years
Actual	2024	1.1070		\$1,107.00	
Actual	2025	1.1451	3.4%	\$1,145.10	\$38.10
Projection 1	2026	1.2045	5.2%	\$1,204.50	\$59.40
Projection 2	2026	1.1372	-0.7%	\$1,137.20	-\$7.90
Projection 3	2026	1.1624	1.5%	\$1,162.40	\$17.30
Projection 4	2026	1.1345	-0.9%	\$1,134.50	-\$10.60

Homestead Education Tax Rate


2026 Projection 5 – Passed House and Senate, May 29, 2026

			% Change	Tax on	\$ Change
			Over	\$100,000	Over
			Prior Years	Valuation	Prior Years
Actual	2024	1.1070		\$1,107.00	
Actual	2025	1.1451	3.4%	\$1,145.10	\$38.10
Projection 1	2026	1.2045	5.2%	\$1,204.50	\$59.40
Projection 2	2026	1.1372	-0.7%	\$1,137.20	-\$7.90
Projection 3	2026	1.1624	1.5%	\$1,162.40	\$17.30
Projection 4	2026	1.1345	-0.9%	\$1,134.50	-\$10.60
Final	2026	1.1338	-0.9%	\$1,133.80	-\$11.30

Non-Homestead Education Tax Rate

2026 Projection 1 - Rate Based on Dec 1 Letter


			% Change	Tax on	\$ Change
			Over	\$100,000	Over
			Prior Years	Valuation	Prior Years
Actual	2024	1.2261		\$1,226.10	
Actual	2025	1.1844	-3.4%	\$1,184.40	-\$41.70
Projection 1	2026	1.4936	26.1%	\$1,493.60	\$309.20



Non-Homestead Education Tax Rate

2026 Projection 2 – Governor’s Proposal on January 23, 2026


			% Change	Tax on	\$ Change
			Over	\$100,000	Over
			Prior Years	Valuation	Prior Years
Actual	2024	1.2261		\$1,226.10	
Actual	2025	1.1844	-3.4%	\$1,184.40	-\$41.70
Projection 1	2026	1.4936	26.1%	\$1,493.60	\$309.20
Projection 2	2026	1.4083	18.9%	\$1,408.30	\$223.90



Non-Homestead Education Tax Rate

2026 Projection 3 – House Ways and Means, March 19, 2026


			% Change	Tax on	\$ Change
			Over	\$100,000	Over
			Prior Years	Valuation	Prior Years
Actual	2024	1.2261		\$1,226.10	
Actual	2025	1.1844	-3.4%	\$1,184.40	-\$41.70
Projection 1	2026	1.4936	26.1%	\$1,493.60	\$309.20
Projection 2	2026	1.4083	18.9%	\$1,408.30	\$223.90
Projection 3	2026	1.4208	20.0%	\$1,420.80	\$236.40



Non-Homestead Education Tax Rate

2026 Projection 4 – Senate Finance Committee, April 24, 2026

			% Change	Tax on	\$ Change
			Over	\$100,000	Over
			Prior Years	Valuation	Prior Years
Actual	2024	1.2261		\$1,226.10	
Actual	2025	1.1844	-3.4%	\$1,184.40	-\$41.70
Projection 1	2026	1.4936	26.1%	\$1,493.60	\$309.20
Projection 2	2026	1.4083	18.9%	\$1,408.30	\$223.90
Projection 3	2026	1.4208	20.0%	\$1,420.80	\$236.40
Projection 4	2026	1.3790	16.4%	\$1,379.00	\$194.60



Non-Homestead Education Tax Rate

2026 Projection 5 – Passed House and Senate, May 29, 2026

			% Change	Tax on	\$ Change
			Over	\$100,000	Over
			Prior Years	Valuation	Prior Years
Actual	2024	1.2261		\$1,226.10	
Actual	2025	1.1844	-3.4%	\$1,184.40	-\$41.70
Projection 1	2026	1.4936	26.1%	\$1,493.60	\$309.20
Projection 2	2026	1.4083	18.9%	\$1,408.30	\$223.90
Projection 3	2026	1.4208	20.0%	\$1,420.80	\$236.40
Projection 4	2026	1.3790	16.4%	\$1,379.00	\$194.60
Final	2026	1.3748	16.1%	\$1,374.80	\$190.40



Bob Champagne-Willis, Town Treasurer

Certified Vermont Treasurer (CVT), Advanced Level 1

(802) 676-3210

maidstonetreasurer2@gmail.com