



Maidstone Education Tax Rates 2026

Non-Homestead Education Tax Rate

State Rate

divided by
CLA/SA

Homestead Education Tax Rate

School District Budget

divided by

Student Count (LTW ADM)

divided by

Homestead Yield

divided by

CLA/SA



Variables

Maidstone's CLA (Common Level of Appraisal)

| | |
|------|--------|
| 2024 | 113.45 |
| 2025 | 104.05 |
| 2026 | 84.05 |

a declining CLA adversely affects the Education Tax Rates


NEK School Choice School District Budget

| | | |
|------|----|-----------|
| 2024 | \$ | 6,531,757 |
| 2025 | \$ | 7,629,243 |
| 2026 | \$ | 7,474,091 |

Homestead Education Tax Rate

2026 Projection 1 - Rate Based on Dec 1 Letter


| | | | % Change | Tax on | \$ Change |
|--------------|------|--------|--------------------|------------------|--------------------|
| | | | Over | \$100,000 | Over |
| | | | Prior Years | Valuation | Prior Years |
| Actual | 2024 | 1.1070 | | \$1,107.00 | |
| Actual | 2025 | 1.1451 | 3.4% | \$1,145.10 | \$38.10 |
| Projection 1 | 2026 | 1.2045 | 5.2% | \$1,204.50 | \$59.40 |
| | | | | | |
| | | | | | |
| | | | | | |
| | | | | | |



Homestead Education Tax Rate

2026 Projection 2 – Governor’s Proposal on January 23, 2026


| | | | % Change | Tax on | \$ Change |
|--------------|------|--------|-------------|------------|-------------|
| | | | Over | \$100,000 | Over |
| | | | Prior Years | Valuation | Prior Years |
| Actual | 2024 | 1.1070 | | \$1,107.00 | |
| Actual | 2025 | 1.1451 | 3.4% | \$1,145.10 | \$38.10 |
| Projection 1 | 2026 | 1.2045 | 5.2% | \$1,204.50 | \$59.40 |
| Projection 2 | 2026 | 1.1372 | -0.7% | \$1,137.20 | -\$7.90 |
| | | | | | |
| | | | | | |
| | | | | | |



Homestead Education Tax Rate

2026 Projection 3 – House Ways and Means, March 19, 2026


| | | | % Change | Tax on | \$ Change |
|--------------|------|--------|-------------|------------|-------------|
| | | | Over | \$100,000 | Over |
| | | | Prior Years | Valuation | Prior Years |
| Actual | 2024 | 1.1070 | | \$1,107.00 | |
| Actual | 2025 | 1.1451 | 3.4% | \$1,145.10 | \$38.10 |
| Projection 1 | 2026 | 1.2045 | 5.2% | \$1,204.50 | \$59.40 |
| Projection 2 | 2026 | 1.1372 | -0.7% | \$1,137.20 | -\$7.90 |
| Projection 3 | 2026 | 1.1624 | 1.5% | \$1,162.40 | \$17.30 |
| | | | | | |
| | | | | | |



Non-Homestead Education Tax Rate

2026 Projection 1 - Rate Based on Dec 1 Letter


| | | | | % Change | Tax on | \$ Change |
|--------------|------|--------|-------|--------------------|------------------|--------------------|
| | | | | Over | \$100,000 | Over |
| | | | | Prior Years | Valuation | Prior Years |
| Actual | 2024 | 1.2261 | | | \$1,226.10 | |
| Actual | 2025 | 1.1844 | -3.4% | | \$1,184.40 | -\$41.70 |
| Projection 1 | 2026 | 1.4936 | 26.1% | | \$1,493.60 | \$309.20 |
| | | | | | | |
| | | | | | | |
| | | | | | | |
| | | | | | | |
| | | | | | | |



Non-Homestead Education Tax Rate

2026 Projection 2 – Governor’s Proposal on January 23, 2026


| | | | % Change | Tax on | \$ Change |
|--------------|------|--------|--------------------|------------------|--------------------|
| | | | Over | \$100,000 | Over |
| | | | Prior Years | Valuation | Prior Years |
| Actual | 2024 | 1.2261 | | \$1,226.10 | |
| Actual | 2025 | 1.1844 | -3.4% | \$1,184.40 | -\$41.70 |
| Projection 1 | 2026 | 1.4936 | 26.1% | \$1,493.60 | \$309.20 |
| Projection 2 | 2026 | 1.4083 | 18.9% | \$1,408.30 | \$223.90 |
| | | | | | |
| | | | | | |
| | | | | | |



Non-Homestead Education Tax Rate

2026 Projection 3 – House Ways and Means, March 19, 2026

| | | | % Change | Tax on | \$ Change |
|--------------|------|--------|--------------------|------------------|--------------------|
| | | | Over | \$100,000 | Over |
| | | | Prior Years | Valuation | Prior Years |
| Actual | 2024 | 1.2261 | | \$1,226.10 | |
| Actual | 2025 | 1.1844 | -3.4% | \$1,184.40 | -\$41.70 |
| Projection 1 | 2026 | 1.4936 | 26.1% | \$1,493.60 | \$309.20 |
| Projection 2 | 2026 | 1.4083 | 18.9% | \$1,408.30 | \$223.90 |
| Projection 3 | 2026 | 1.4208 | 20.0% | \$1,420.80 | \$236.40 |
| | | | | | |
| | | | | | |





Bob Champagne-Willis, Town Treasurer

Certified Vermont Treasurer (CVT), Advanced Level 1

(802) 676-3210

maidstonetreasurer2@gmail.com